

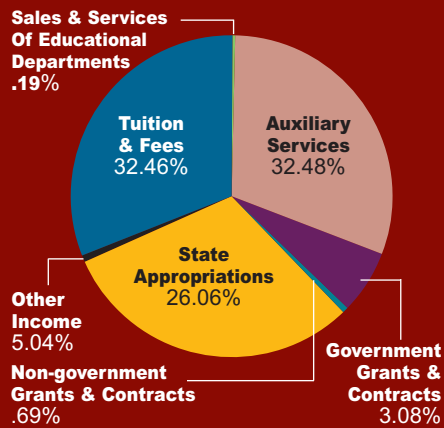
## The Year In Review

As part of our Fiscal Year 2013 operating budget, the University received a second 3 percent structural adjustment to its in-state tuition rate. Consistent with the strategic planning involved with requesting the adjustment, investments were made in institutional based financial aid, student recruitment and retention initiatives and in hiring a limited number of new faculty and staff.

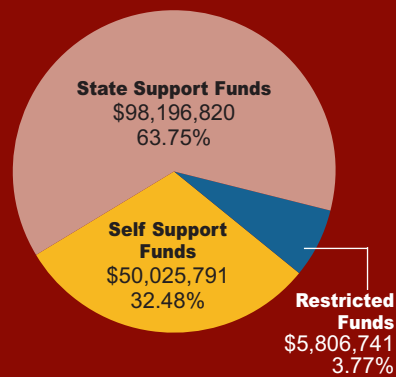
On the capital side, the University completed the multi-year comprehensive housing renovations in the summer of 2013. Additional capital investments were made in multiple facility renewal projects, the athletic complex and for pedestrian safety around campus.

### Revenue Distribution FY 2013

#### Revenue By Source

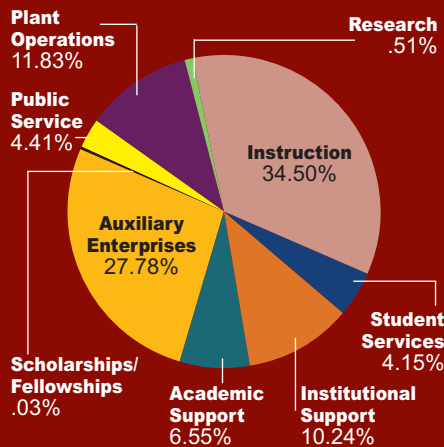


#### Revenue By Type

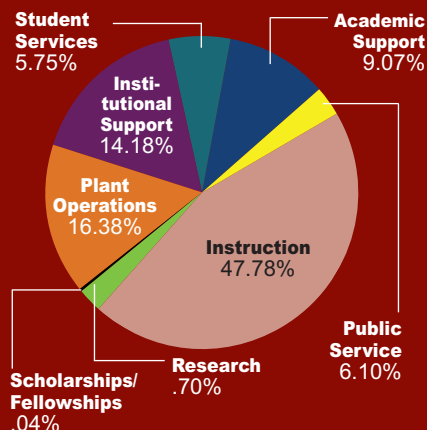


### Expenditure Summary FY 2013

#### Total Expenditure By Program



#### State Support Expenditure By Program



## University Financial Report Fiscal Year 2013

|   |                      |
|---|----------------------|
| <b>Revenues</b> .....   | FYE 6/30/13          |
| Tuition & Fees .....  | \$50,002,136         |
| State Appropriation .....   | 40,142,526           |
| Government Grants & Contracts .....                                       | 4,747,843            |
| Private Gifts, Endowment Income Non-governmental Grants & Contracts ..... | 1,058,898            |
| Sales & Services of Educational Departments.....                          | 288,257              |
| Other Income.....   | 7,763,901            |
| Auxiliary Services .....  | 50,025,791           |
| <b>Total Current Fund Revenue.....</b>                                    | <b>\$154,029,352</b> |

### Expenditures

#### Education & General:

|  |                      |
|--|----------------------|
| Instruction .....                      | \$48,779,937         |
| Research .....                         | 717,817              |
| Public Service.....                    | 6,229,573            |
| Academic Support .....                 | 9,255,275            |
| Student Services.....                  | 5,873,805            |
| Institutional Support.....             | 14,472,350           |
| Operation & Maintenance of Plant ..... | 16,727,030           |
| Scholarships & Fellowships.....        | 36,257               |
| Auxiliary Enterprises .....            | 35,472,809           |
| Interest on Indebtedness .....         | 3,806,647            |
| <b>Total Expenditures.....</b>         | <b>\$141,371,500</b> |

### Net Increase in Fund Balance

|                                 |                     |
|---------------------------------|---------------------|
| <b>Over Previous Year .....</b> | <b>\$12,657,852</b> |
|---------------------------------|---------------------|

**Please Note:** The financial information displayed is based on the University's submission to the University System of Maryland (USM) and is published prior to either the USM's or the external auditor's final review. As such, any subsequent changes that may have been requested and/or made are not reflected.



## Academic Programs

### CHARLES R. & MARTHA N. FULTON SCHOOL OF LIBERAL ARTS

#### Undergraduate Departments/Majors

- Art
  - Art
  - Fine Art
- Communication Arts
- Conflict Analysis and Dispute Resolution
- English
  - English
  - ESOL/K-12 Certification
- Environmental Studies
- History
- Interdisciplinary Studies
- Modern Languages and Intercultural Studies
  - French
  - Spanish
- Music
- Philosophy
- Political Science
  - Political Science
  - International Studies
- Psychology
- Sociology
- Theatre and Dance
  - Theatre

#### Graduate Degrees

- Master of Arts (M.A.)
  - Conflict Analysis and Dispute Resolution
  - English
  - History

### RICHARD A. HENSON SCHOOL OF SCIENCE & TECHNOLOGY

#### Undergraduate Departments/Majors

- Biology
  - Biology
  - Biology/Environmental Marine Science
- Chemistry
- Geography and Geosciences
  - Geography
  - Earth Science
- Health Sciences
  - Medical Laboratory Science
  - Respiratory Therapy
- Mathematics and Computer Science
  - Computer Science
  - Mathematics
- Nursing
- Physics

#### Graduate Degrees

- Master of Science (M.S.)
  - Applied Biology
  - Applied Health Physiology
  - GIS Management
  - Nursing
  - Mathematics Education
- Doctor of Nursing Practice (D.N.P.)

### FRANKLIN P. PERDUE SCHOOL OF BUSINESS

#### Undergraduate Departments/Majors

- Accounting and Legal Studies
  - Accounting
- Economics and Finance
  - Business Economics
  - Economics
  - Finance
- Information and Decision Sciences
  - Information Systems
- Management and Marketing
  - International Business
  - Management
  - Marketing

#### Graduate Degrees

- Master of Business Administration (M.B.A.)

### SAMUEL W. & MARILYN C. SEIDEL SCHOOL OF EDUCATION & PROFESSIONAL STUDIES

#### Undergraduate Departments/Majors

- Education Specialties
  - Secondary Teaching Licensure
- Health and Sport Sciences
  - Community Health
  - Exercise Science
  - Physical Education
- Social Work
- Teacher Education
  - Early Childhood Education
  - Elementary Education

#### Graduate Degrees

- Master of Arts in Teaching (M.A.T.)
- Master of Education (M.Ed.)
  - Curriculum and Instruction
  - Educational Leadership
  - Reading Specialist
- Master of Social Work (M.S.W.)

## Mission

Salisbury University is a premier comprehensive Maryland public university, offering excellent, affordable education in undergraduate liberal arts, sciences, pre-professional and professional programs, including education, nursing, social work and business, and a limited number of applied graduate programs. SU's highest purpose is to empower its students with the knowledge, skills and core values that contribute to active citizenship, gainful employment and lifelong learning in a democratic society and interdependent world.

Salisbury University cultivates and sustains a superior learning community where students, faculty and staff engage one another as teachers, scholars and learners, and where a commitment to excellence and an openness to a broad array of ideas and perspectives are central to all aspects of University life. SU's learning community is student-centered; thus, students and faculty interact in small classroom settings, faculty serve as academic advisors and virtually every student has an opportunity to undertake research with a faculty mentor. SU fosters an environment where individuals make choices that lead to a more successful development of social, physical, occupational, emotional and intellectual well-being.

The University recruits exceptional and diverse faculty, staff, and undergraduate and graduate students from across Maryland, the United States and around the world, supporting all members of the University community as they work together to achieve the institution's goals and vision. Believing that learning and service are vital components of civic life, Salisbury University actively contributes to the local Eastern Shore community and the educational, economic, cultural and social needs of the state and nation.

Salisbury University does not discriminate on the basis of sex, gender, marital status, pregnancy, race, color, ethnicity, national origin, age, disability, genetic information, religion, sexual orientation, gender identity or expression, veteran status or other legally protected characteristics in its programs and activities. Direct all inquiries regarding the nondiscrimination policy to Humberto Ariszabal, Director of Fair Practices & EEO/AA, Title IX Coordinator, Salisbury University, 1101 Camden Avenue, Holloway Hall 131, Salisbury, MD 21801-6860; Tel. 410-548-3508.

Salisbury University is a proud member of the University System of Maryland.



## Salisbury University's Leadership

- President: Dr. Janet Dudley-Eshbach
- Provost and Senior Vice President of Academic Affairs: Dr. Diane D. Allen
- Vice President of Administration and Finance: Betty P. Crockett
- Vice President of Advancement and External Affairs: T. Greg Prince
- Vice President of Student Affairs: Dr. Dane R. Foust
- President's Chief of Staff: Amy S. Hasson
- Deputy Chief of Staff and Director of Government & Community Relations: Robby Sheehan
- Dean of Fulton School of Liberal Arts: Dr. Maarten L. Pereboom
- Dean of Henson School of Science and Technology: Dr. Karen L. Olmstead
- Dean of Perdue School of Business: Dr. Bob G. Wood

- Dean of Seidel School of Education and Professional Studies: Dr. Cheryl Parks
- Dean of Graduate Studies and Research: Dr. Clifton P. Griffin
- Dean of Libraries and Instructional Resources: Dr. Beatriz B. Hardy
- Faculty Senate President: Dr. Elizabeth Ragan
- Graduate Student Council President: Tabatha Beck
- Staff Senate President: Steven Blankenship
- Student Government Association President: Katherine Mooney
- University Consortium Coordinating Committee Chair: Dr. Elizabeth Ragan
- Adjunct Faculty Caucus Chair: Timothy Robinson

### STATE OF MARYLAND

- Governor: Martin O'Malley
- Lt. Governor: Anthony G. Brown
- Maryland Higher Education Commission Secretary: Dr. Danette Gerald Howard

### UNIVERSITY SYSTEM OF MARYLAND

- Dr. William E. Kirwan, Chancellor

### BOARD OF REGENTS

- James L. Shea (Chair)
- Gary L. Attman
- Norman R. Augustine
- Dr. Patricia S. Florestano
- Louise Michaux Gonzales
- Linda Gooden
- Barry P. Gossett
- Earl F. Hance (ex officio)
- The Hon. Francis X. Kelly Jr.
- David W. Kinkopf
- Samim Manizade (student regent)
- The Hon. C. Thomas McMillen
- Robert D. Rauch
- Dr. Frank M. Reid III
- Thomas G. Slater
- Tracye Turner
- Paul L. Vance