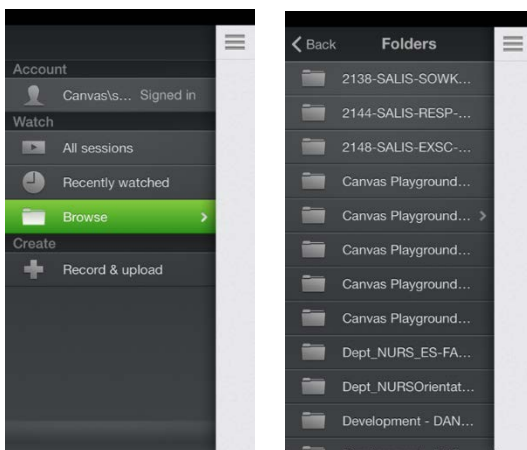
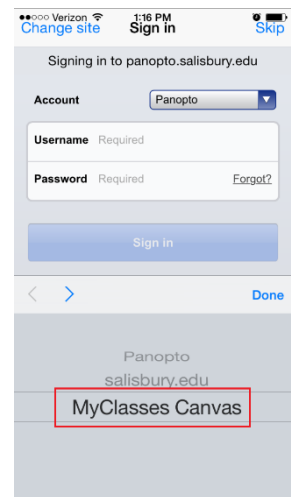
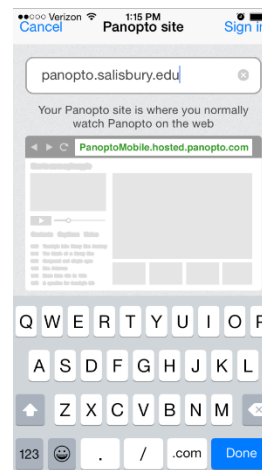
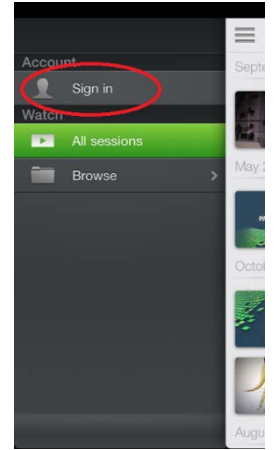


The Panopto iOS and Android apps allow faculty and students to access Panopto Recordings on mobile devices.

For iOS users:

1. First you must search the app store for the PANOPTO app or click on the following [direct link](#).
2. Open the Panopto app. To login, touch the three bars in the upper left corner of the screen and select **Sign In**.
3. Type the URL of Salisbury University's Panopto Server **salisbury.hosted.panopto.com**.
4. Select MyClasses Canvas from the Account dropdown.
5. Click **Sign In**.
6. This will then direct you to the MyClasses Canvas Salisbury login page. Enter your SU username and password in the box and click Log in.

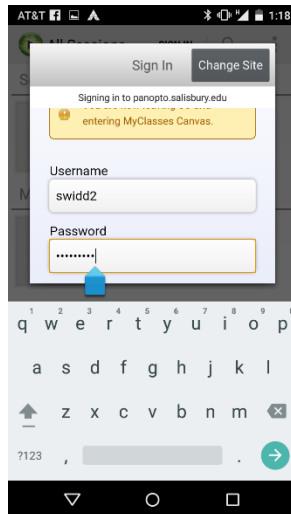
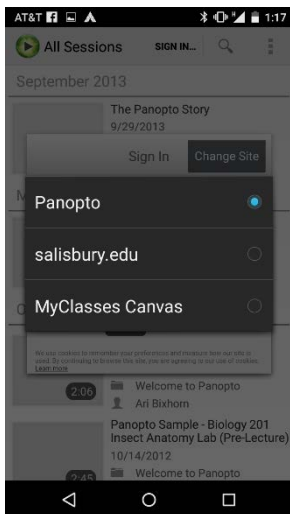
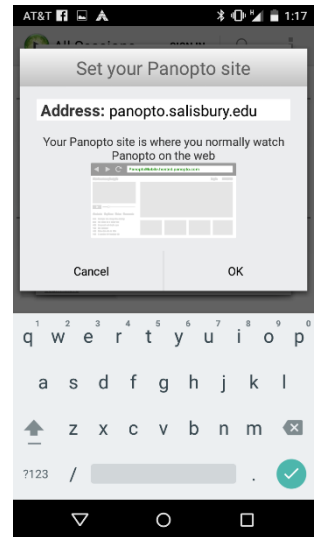
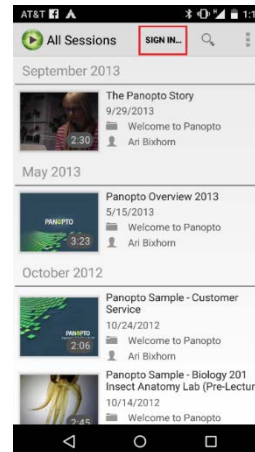


7. When logged in, the homepage will change and show any Panopto Recordings available in any courses you are enrolled in. To filter the recordings by course, touch the menu button in the upper left corner and then touch **Browse**. A list of folders should appear. Click on the desired course to find the recordings you want. Touch a recording to view. You can also use the search tool by clicking on the magnifying glasses in the upper right to search specific videos.

8. To log out, go back to where you signed in, click on your name and then click **Sign Out**.

## For Android Users:

1. First you must search the Google Play store for the PANOPTO app, or click on the following [direct link](#).
2. Open the Panopto app. To login, touch **Sign In** on the top of the screen.
3. Type the URL of Salisbury University's Panopto server **salisbury.hosted.panopto.com**.
4. Choose **MyClasses Canvas** from the Account dropdown.
5. Click **Sign in**.



4. This will then direct you to the MyClasses Canvas Salisbury login page. Enter your SU username and password in the box and click Log in.

5. When logged in, the homepage will change and show any Panopto Recordings available in any courses you are enrolled in. All recordings are sorted by date. You can use the search tool to narrow results and search specific videos by clicking on the magnifying glasses in the upper right.
6. To log out of the Panopto server, click **Sign Out** on the top of the screen.

