



Summary Institution-Level Pass Rate Data: Traditional Teacher Preparation Program Within IHE

		HEOA - Title II 2011 - 2012 Academic Year				
Institution Name		SALISBURY UNIVERSITY				
Institution Code		5403				
State		Maryland				
						<i>March 30, 2013</i>
				Statewide		
Group	Number Taking Assessment¹	Number Passing Assessment²	Institutional Pass Rate	Number Taking Assessment¹	Number Passing Assessment²	Statewide Pass Rate
All program completers, 2011-12	235	235	100%	2417	2378	98%
All program completers, 2010-11	247	244	99%	2452	2403	98%
All program completers, 2009-10	219	213	97%	2182	2145	98%

¹ Number of completers taking one or more assessments within their area of specialization.

² Number who passed all assessments taken within their area of specialization.


Single Assessment Institution-Level Pass Rate Data: *Traditional Teacher Preparation Program Within IHE*

	HEOA - Title II 2011 - 2012 Academic Year
	SALISBURY UNIVERSITY
	5403
	Maryland

March 30, 2013

Assessment Information ¹	Group	Number Taking Assessment	Number Passing Assessment	Institutional Pass Rate	Institutional Average Scaled Score	Assessment Cut Score ²	Statewide			
							Number Taking Assessment	Number Passing Assessment	Statewide Pass Rate	Statewide Average Scaled Score
ART CONTENT AND ANALYSIS (0135) Test Company: ETS Score Range: 100-200	All enrolled students who have completed all nonclinical courses, 2011-12						3			
	Other enrolled students, 2011-12						16	15	94%	174
	All program completers, 2011-12						78	74	95%	172
	All program completers, 2010-11									
	All program completers, 2009-10									
ART CONTENT KNOWLEDGE (0133) Test Company: ETS Score Range: 100-200	All enrolled students who have completed all nonclinical courses, 2011-12						1			
	Other enrolled students, 2011-12						2			
	All program completers, 2011-12						32	31	97%	176
	All program completers, 2010-11						111	110	99%	176
	All program completers, 2009-10						96	95	99%	177
ART CONTENT TRAD CRITIC AESTHETICS (0132) Test Company: ETS Score Range: 100-200	All enrolled students who have completed all nonclinical courses, 2011-12						1			
	Other enrolled students, 2011-12						2			
	All program completers, 2011-12						32	32	100%	150
	All program completers, 2010-11						110	107	97%	151
	All program completers, 2009-10						95	94	99%	152
BIOLOGY CONTENT KNOWLEDGE (0235) Test Company: ETS Score Range: 100-200	All enrolled students who have completed all nonclinical courses, 2011-12						4			
	Other enrolled students, 2011-12	1				150	31	30	97%	168
	All program completers, 2011-12	4				150	67	67	100%	171
	All program completers, 2010-11	2				150	50	49	98%	171
	All program completers, 2009-10	5				150	48	48	100%	171


Single Assessment Institution-Level Pass Rate Data: *Traditional Teacher Preparation Program Within IHE*

	HEOA - Title II 2011 - 2012 Academic Year
	SALISBURY UNIVERSITY
	5403
	Maryland

March 30, 2013

Assessment Information ¹	Group	Number Taking Assessment	Number Passing Assessment	Institutional Pass Rate	Institutional Average Scaled Score	Assessment Cut Score ²	Statewide			
							Number Taking Assessment	Number Passing Assessment	Statewide Pass Rate	Statewide Average Scaled Score
BUSINESS ED CONTENT KNOWLEDGE (0101) Test Company: ETS Score Range: 100-200	All enrolled students who have completed all nonclinical courses, 2011-12									
	Other enrolled students, 2011-12						3			
	All program completers, 2011-12						8			
	All program completers, 2010-11						1			
	All program completers, 2009-10									
BUSINESS ED (0100) Test Company: ETS Score Range: 250-990	All enrolled students who have completed all nonclinical courses, 2011-12									
	Other enrolled students, 2011-12						1			
	All program completers, 2011-12						2			
	All program completers, 2010-11						10	10	100%	698
	All program completers, 2009-10						17	17	100%	644
CHEMISTRY CONTENT KNOWLEDGE II (0245) Test Company: ETS Score Range: 100-200	All enrolled students who have completed all nonclinical courses, 2011-12									
	Other enrolled students, 2011-12						13	10	77%	163
	All program completers, 2011-12						16	15	94%	164
	All program completers, 2010-11	1				153	12	12	100%	171
	All program completers, 2009-10						11	10	91%	164
EARLY CHILDHOOD CONTENT KNOWLEDGE (0022) Test Company: ETS Score Range: 100-200	All enrolled students who have completed all nonclinical courses, 2011-12						28	28	100%	179
	Other enrolled students, 2011-12	13	13	100%	181	160	72	72	100%	180
	All program completers, 2011-12	40	40	100%	179	160	312	312	100%	179
	All program completers, 2010-11	46	46	100%	179	160	310	310	100%	179
	All program completers, 2009-10	36	36	100%	178	160	319	318	100%	180


Single Assessment Institution-Level Pass Rate Data: *Traditional Teacher Preparation Program Within IHE*

	HEOA - Title II 2011 - 2012 Academic Year	
	Institution Name	SALISBURY UNIVERSITY
	Institution Code	5403
	State	Maryland

March 30, 2013

Assessment Information ¹	Group	Number Taking Assessment	Number Passing Assessment	Institutional Pass Rate	Institutional Average Scaled Score	Assessment Cut Score ²	Statewide			
							Number Taking Assessment	Number Passing Assessment	Statewide Pass Rate	Statewide Average Scaled Score
EARTH AND SPACE SCIENCES - CK (0571) Test Company: ETS Score Range: 100-200	All enrolled students who have completed all nonclinical courses, 2011-12						2			
	Other enrolled students, 2011-12						5			
	All program completers, 2011-12						10	10	100%	171
	All program completers, 2010-11	1				152	15	15	100%	171
	All program completers, 2009-10						2			
ED OF EXCEPTIONAL STUDENTS CORE CK (0353) Test Company: ETS Score Range: 100-200	All enrolled students who have completed all nonclinical courses, 2011-12						1			
	Other enrolled students, 2011-12						25	25	100%	175
	All program completers, 2011-12						26	26	100%	179
	All program completers, 2010-11						174	174	100%	177
	All program completers, 2009-10						279	279	100%	178
ELEM ED CONTENT AREA EXERCISES (0012) Test Company: ETS Score Range: 100-200	All enrolled students who have completed all nonclinical courses, 2011-12						9			
	Other enrolled students, 2011-12						33	25	76%	156
	All program completers, 2011-12	31	31	100%	161	150	250	244	98%	159
	All program completers, 2010-11	113	113	100%	160	150	1007	1001	99%	160
	All program completers, 2009-10	99	98	99%	159	150	929	925	100%	160
ELEM ED CONTENT KNOWLEDGE (0014) Test Company: ETS Score Range: 100-200	All enrolled students who have completed all nonclinical courses, 2011-12						14	13	93%	164
	Other enrolled students, 2011-12	1				142	81	76	94%	173
	All program completers, 2011-12	46	46	100%	163	142	505	501	99%	169
	All program completers, 2010-11	113	112	99%	168	142	1016	1014	100%	169
	All program completers, 2009-10	99	99	100%	168	142	928	928	100%	170


Single Assessment Institution-Level Pass Rate Data: *Traditional Teacher Preparation Program Within IHE*

	HEOA - Title II 2011 - 2012 Academic Year	
	Institution Name	SALISBURY UNIVERSITY
	Institution Code	5403
	State	Maryland

March 30, 2013

Assessment Information ¹	Group	Number Taking Assessment	Number Passing Assessment	Institutional Pass Rate	Institutional Average Scaled Score	Assessment Cut Score ²	Statewide			
							Number Taking Assessment	Number Passing Assessment	Statewide Pass Rate	Statewide Average Scaled Score
ELEM ED INSTR PRACTICE AND APPL (CD) (5015) Test Company: ETS Score Range: 100-200	All enrolled students who have completed all nonclinical courses, 2011-12						38	37	97%	175
	Other enrolled students, 2011-12	32	29	91%	176	161	130	123	95%	177
	All program completers, 2011-12	78	78	100%	180	161	483	481	100%	179
	All program completers, 2010-11						1			
	All program completers, 2009-10						2			
ENG LANG LIT COMP CONTENT & ANALYSIS (0044) Test Company: ETS Score Range: 100-200	All enrolled students who have completed all nonclinical courses, 2011-12						4			
	Other enrolled students, 2011-12	6				166	44	42	95%	179
	All program completers, 2011-12	8				166	90	88	98%	183
	All program completers, 2010-11									
	All program completers, 2009-10									
ENG LANG LIT COMP CONTENT KNOWLEDGE (0041) Test Company: ETS Score Range: 100-200	All enrolled students who have completed all nonclinical courses, 2011-12						1			
	Other enrolled students, 2011-12						37	32	86%	180
	All program completers, 2011-12	8				164	90	90	100%	183
	All program completers, 2010-11	8				164	161	159	99%	183
	All program completers, 2009-10	9				164	124	122	98%	184
ENG LANG LIT COMP PEDAGOGY (0043) Test Company: ETS Score Range: 100-200	All enrolled students who have completed all nonclinical courses, 2011-12						1			
	Other enrolled students, 2011-12						19	13	68%	156
	All program completers, 2011-12	4				155	50	50	100%	164
	All program completers, 2010-11	8				155	162	161	99%	163
	All program completers, 2009-10	9				155	124	120	97%	164

Single Assessment Institution-Level Pass Rate Data: Traditional Teacher Preparation Program Within IHE


	HEOA - Title II 2011 - 2012 Academic Year
	Institution Name
	Institution Code
	State

SALISBURY UNIVERSITY
5403
Maryland

March 30, 2013

Assessment Information ¹	Group	Number Taking Assessment	Number Passing Assessment	Institutional Pass Rate	Institutional Average Scaled Score	Assessment Cut Score ²	Statewide			
							Number Taking Assessment	Number Passing Assessment	Statewide Pass Rate	Statewide Average Scaled Score
ENGLISH TO SPEAKERS OF OTHER LANGUAGES II (0361) Test Company: ETS Score Range: 100-200	All enrolled students who have completed all nonclinical courses, 2011-12									
	Other enrolled students, 2011-12	1				149	12	12	100%	170
	All program completers, 2011-12	1				149	35	35	100%	175
	All program completers, 2010-11	2				149	38	38	100%	172
	All program completers, 2009-10									
ENGLISH TO SPEAKERS OF OTHER LANGUAGES (0360) Test Company: ETS Score Range: 250-990	All enrolled students who have completed all nonclinical courses, 2011-12									
	Other enrolled students, 2011-12						12	12	100%	716
	All program completers, 2011-12									
	All program completers, 2010-11	1				570	28	28	100%	710
	All program completers, 2009-10	5				570	45	45	100%	723
FAMILY AND CONSUMER SCIENCES II (0121) Test Company: ETS Score Range: 100-200	All enrolled students who have completed all nonclinical courses, 2011-12									
	Other enrolled students, 2011-12									
	All program completers, 2011-12						1			
	All program completers, 2010-11									
	All program completers, 2009-10						1			
FRENCH CONTENT KNOWLEDGE (0173) Test Company: ETS Score Range: 100-200	All enrolled students who have completed all nonclinical courses, 2011-12									
	Other enrolled students, 2011-12						1			
	All program completers, 2011-12									
	All program completers, 2010-11						1			
	All program completers, 2009-10	1					161	3		


Single Assessment Institution-Level Pass Rate Data: *Traditional Teacher Preparation Program Within IHE*

	HEOA - Title II 2011 - 2012 Academic Year	
	Institution Name	SALISBURY UNIVERSITY
	Institution Code	5403
	State	Maryland

March 30, 2013

Assessment Information ¹	Group	Number Taking Assessment	Number Passing Assessment	Institutional Pass Rate	Institutional Average Scaled Score	Assessment Cut Score ²	Statewide				
							Number Taking Assessment	Number Passing Assessment	Statewide Pass Rate	Statewide Average Scaled Score	
FRENCH PRODUCTIVE LANGUAGE SKILLS (0171) Test Company: ETS Score Range: 100-200	All enrolled students who have completed all nonclinical courses, 2011-12										
	Other enrolled students, 2011-12						1				
	All program completers, 2011-12										
	All program completers, 2010-11						1				
	All program completers, 2009-10	1				170	3				
FRENCH WORLD LANGUAGE (CD) (5174) Test Company: ETS Score Range: 100-200	All enrolled students who have completed all nonclinical courses, 2011-12										
	Other enrolled students, 2011-12						2				
	All program completers, 2011-12						5				
	All program completers, 2010-11						2				
	All program completers, 2009-10										
GERMAN CONTENT KNOWLEDGE (0181) Test Company: ETS Score Range: 100-200	All enrolled students who have completed all nonclinical courses, 2011-12										
	Other enrolled students, 2011-12										
	All program completers, 2011-12										
	All program completers, 2010-11										
	All program completers, 2009-10						1				
GERMAN PRODUCTIVE LANGUAGE SKILLS (0182) Test Company: ETS Score Range: 100-200	All enrolled students who have completed all nonclinical courses, 2011-12										
	Other enrolled students, 2011-12										
	All program completers, 2011-12										
	All program completers, 2010-11										
	All program completers, 2009-10						1				


Single Assessment Institution-Level Pass Rate Data: *Traditional Teacher Preparation Program Within IHE*

	HEOA - Title II 2011 - 2012 Academic Year
	SALISBURY UNIVERSITY
	5403
	Maryland

March 30, 2013

Assessment Information ¹	Group	Number Taking Assessment	Number Passing Assessment	Institutional Pass Rate	Institutional Average Scaled Score	Assessment Cut Score ²	Statewide			
							Number Taking Assessment	Number Passing Assessment	Statewide Pass Rate	Statewide Average Scaled Score
GERMAN WORLD LANGUAGE (CD) (5183) Test Company: ETS Score Range: 100-200	All enrolled students who have completed all nonclinical courses, 2011-12									
	Other enrolled students, 2011-12									
	All program completers, 2011-12						3			
	All program completers, 2010-11									
	All program completers, 2009-10									
HEALTH EDUCATION (0550) Test Company: ETS Score Range: 250-990	All enrolled students who have completed all nonclinical courses, 2011-12						7			
	Other enrolled students, 2011-12	1				630	2			
	All program completers, 2011-12	2				630	28	28	100%	707
	All program completers, 2010-11	6				630	27	27	100%	719
	All program completers, 2009-10	2				630	14	14	100%	736
LATIN (0600) Test Company: ETS Score Range: 250-990	All enrolled students who have completed all nonclinical courses, 2011-12									
	Other enrolled students, 2011-12									
	All program completers, 2011-12									
	All program completers, 2010-11						1			
	All program completers, 2009-10						1			
LIFE SCIENCE PEDAGOGY (0234) Test Company: ETS Score Range: 100-200	All enrolled students who have completed all nonclinical courses, 2011-12						2			
	Other enrolled students, 2011-12						7			
	All program completers, 2011-12						15	15	100%	152
	All program completers, 2010-11	2				144	51	51	100%	154
	All program completers, 2009-10	5				144	46	46	100%	156


Single Assessment Institution-Level Pass Rate Data: *Traditional Teacher Preparation Program Within IHE*

	HEOA - Title II 2011 - 2012 Academic Year
	SALISBURY UNIVERSITY
	5403
	Maryland

March 30, 2013

Assessment Information ¹	Group	Number Taking Assessment	Number Passing Assessment	Institutional Pass Rate	Institutional Average Scaled Score	Assessment Cut Score ²	Statewide			
							Number Taking Assessment	Number Passing Assessment	Statewide Pass Rate	Statewide Average Scaled Score
MATHEMATICS CONTENT KNOWLEDGE (0061) Test Company: ETS Score Range: 100-200	All enrolled students who have completed all nonclinical courses, 2011-12						5			
	Other enrolled students, 2011-12	4				141	51	38	75%	153
	All program completers, 2011-12	12	12	100%	159	141	87	87	100%	163
	All program completers, 2010-11	11	11	100%	161	141	80	79	99%	162
	All program completers, 2009-10	8				141	82	80	98%	159
MATHEMATICS PEDAGOGY (0065) Test Company: ETS Score Range: 100-200	All enrolled students who have completed all nonclinical courses, 2011-12									
	Other enrolled students, 2011-12						16	11	69%	150
	All program completers, 2011-12	1				145	30	30	100%	158
	All program completers, 2010-11	11	11	100%	163	145	76	75	99%	161
	All program completers, 2009-10	8				145	82	82	100%	163
MIDDLE SCHOOL ENGLISH LANGUAGE ARTS (0049) Test Company: ETS Score Range: 100-200	All enrolled students who have completed all nonclinical courses, 2011-12									
	Other enrolled students, 2011-12						3			
	All program completers, 2011-12						1			
	All program completers, 2010-11						3			
	All program completers, 2009-10						1			
MIDDLE SCHOOL MATHEMATICS (0069) Test Company: ETS Score Range: 100-200	All enrolled students who have completed all nonclinical courses, 2011-12									
	Other enrolled students, 2011-12						5			
	All program completers, 2011-12						4			
	All program completers, 2010-11						4			
	All program completers, 2009-10						2			


Single Assessment Institution-Level Pass Rate Data: *Traditional Teacher Preparation Program Within IHE*

	HEOA - Title II 2011 - 2012 Academic Year	
	Institution Name	SALISBURY UNIVERSITY
	Institution Code	5403
	State	Maryland

March 30, 2013

Assessment Information ¹	Group	Number Taking Assessment	Number Passing Assessment	Institutional Pass Rate	Institutional Average Scaled Score	Assessment Cut Score ²	Statewide			
							Number Taking Assessment	Number Passing Assessment	Statewide Pass Rate	Statewide Average Scaled Score
MIDDLE SCHOOL SCIENCE (0439) Test Company: ETS Score Range: 100-200	All enrolled students who have completed all nonclinical courses, 2011-12									
	Other enrolled students, 2011-12						5			
	All program completers, 2011-12						5			
	All program completers, 2010-11						4			
	All program completers, 2009-10						1			
MIDDLE SCHOOL SOCIAL STUDIES (0089) Test Company: ETS Score Range: 100-200	All enrolled students who have completed all nonclinical courses, 2011-12									
	Other enrolled students, 2011-12						1			
	All program completers, 2011-12						1			
	All program completers, 2010-11						3			
	All program completers, 2009-10									
MUSIC ANALYSIS (0112) Test Company: ETS Score Range: 100-200	All enrolled students who have completed all nonclinical courses, 2011-12						1			
	Other enrolled students, 2011-12						11	11	100%	177
	All program completers, 2011-12	4				147	69	69	100%	174
	All program completers, 2010-11	4				147	71	71	100%	173
	All program completers, 2009-10	3				147	51	50	98%	172
MUSIC CONTENT KNOWLEDGE (0113) Test Company: ETS Score Range: 100-200	All enrolled students who have completed all nonclinical courses, 2011-12						1			
	Other enrolled students, 2011-12						12	12	100%	168
	All program completers, 2011-12	4				154	69	69	100%	170
	All program completers, 2010-11	4				154	72	72	100%	172
	All program completers, 2009-10	3				154	51	50	98%	171


Single Assessment Institution-Level Pass Rate Data: Traditional Teacher Preparation Program Within IHE

	HEOA - Title II 2011 - 2012 Academic Year
	Institution Name SALISBURY UNIVERSITY
	Institution Code 5403
	State Maryland

March 30, 2013

Assessment Information ¹	Group	Number Taking Assessment	Number Passing Assessment	Institutional Pass Rate	Institutional Average Scaled Score	Assessment Cut Score ²	Statewide			
							Number Taking Assessment	Number Passing Assessment	Statewide Pass Rate	Statewide Average Scaled Score
PHYSICAL ED CONTENT AND DESIGN (0095) Test Company: ETS Score Range: 100-200	All enrolled students who have completed all nonclinical courses, 2011-12						8			
	Other enrolled students, 2011-12	2				169	15	13	87%	176
	All program completers, 2011-12	28	28	100%	177	169	76	74	97%	178
	All program completers, 2010-11						3			
	All program completers, 2009-10									
PHYSICAL ED CONTENT KNOWLEDGE (0091) Test Company: ETS Score Range: 100-200	All enrolled students who have completed all nonclinical courses, 2011-12									
	Other enrolled students, 2011-12						2			
	All program completers, 2011-12						16	15	94%	163
	All program completers, 2010-11	37	37	100%	161	153	92	92	100%	162
	All program completers, 2009-10	35	35	100%	161	153	87	87	100%	162
PHYSICAL ED VIDEO EVALUATION (0093) Test Company: ETS Score Range: 100-200	All enrolled students who have completed all nonclinical courses, 2011-12									
	Other enrolled students, 2011-12						2			
	All program completers, 2011-12						16	16	100%	168
	All program completers, 2010-11	37	37	100%	166	155	92	92	100%	167
	All program completers, 2009-10	34	34	100%	167	155	86	86	100%	168
PHYSICAL SCIENCE PEDAGOGY (0483) Test Company: ETS Score Range: 100-200	All enrolled students who have completed all nonclinical courses, 2011-12						1			
	Other enrolled students, 2011-12						5			
	All program completers, 2011-12						9			
	All program completers, 2010-11	1				151	30	29	97%	165
	All program completers, 2009-10						19	19	100%	164


Single Assessment Institution-Level Pass Rate Data: *Traditional Teacher Preparation Program Within IHE*

	HEOA - Title II 2011 - 2012 Academic Year	
	Institution Name	SALISBURY UNIVERSITY
	Institution Code	5403
	State	Maryland

March 30, 2013

Assessment Information ¹	Group	Number Taking Assessment	Number Passing Assessment	Institutional Pass Rate	Institutional Average Scaled Score	Assessment Cut Score ²	Statewide			
							Number Taking Assessment	Number Passing Assessment	Statewide Pass Rate	Statewide Average Scaled Score
PHYSICS CONTENT KNOWLEDGE II (0265) Test Company: ETS Score Range: 100-200	All enrolled students who have completed all nonclinical courses, 2011-12									
	Other enrolled students, 2011-12						6			
	All program completers, 2011-12	1				143	11	11	100%	166
	All program completers, 2010-11						7			
	All program completers, 2009-10						4			
PRAXIS I MATHEMATICS (0730) Test Company: ETS Score Range: 150-190	All enrolled students who have completed all nonclinical courses, 2011-12						169	163	96%	180
	Other enrolled students, 2011-12	308	308	100%	180	177	2550	2334	92%	180
	All program completers, 2011-12	177	177	100%	180	177	1668	1660	100%	181
	All program completers, 2010-11	191	189	99%	179	177	1804	1782	99%	181
	All program completers, 2009-10	174	171	98%	181	177	1769	1754	99%	181
PRAXIS I READING (0710) Test Company: ETS Score Range: 150-190	All enrolled students who have completed all nonclinical courses, 2011-12						167	164	98%	179
	Other enrolled students, 2011-12	309	306	99%	179	177	2555	2357	92%	179
	All program completers, 2011-12	177	177	100%	179	177	1666	1658	100%	180
	All program completers, 2010-11	191	189	99%	179	177	1803	1788	99%	180
	All program completers, 2009-10	172	168	98%	179	177	1770	1755	99%	180
PRAXIS I WRITING (0720) Test Company: ETS Score Range: 150-190	All enrolled students who have completed all nonclinical courses, 2011-12						167	164	98%	176
	Other enrolled students, 2011-12	307	307	100%	176	173	2547	2438	96%	177
	All program completers, 2011-12	177	177	100%	176	173	1664	1658	100%	177
	All program completers, 2010-11	191	191	100%	177	173	1801	1793	100%	177
	All program completers, 2009-10	174	173	99%	177	173	1770	1764	100%	178


Single Assessment Institution-Level Pass Rate Data: Traditional Teacher Preparation Program Within IHE

	HEOA - Title II 2011 - 2012 Academic Year
	Institution Name SALISBURY UNIVERSITY
	Institution Code 5403
	State Maryland

March 30, 2013

Assessment Information ¹	Group	Number Taking Assessment	Number Passing Assessment	Institutional Pass Rate	Institutional Average Scaled Score	Assessment Cut Score ²	Statewide			
							Number Taking Assessment	Number Passing Assessment	Statewide Pass Rate	Statewide Average Scaled Score
PRINC LEARNING AND TEACHING 5-9 II (0623) Test Company: ETS Score Range: 100-200	All enrolled students who have completed all nonclinical courses, 2011-12									
	Other enrolled students, 2011-12									
	All program completers, 2011-12						1			
	All program completers, 2010-11									
	All program completers, 2009-10									
PRINC LEARNING AND TEACHING 7-12 II (0624) Test Company: ETS Score Range: 100-200	All enrolled students who have completed all nonclinical courses, 2011-12						13	13	100%	179
	Other enrolled students, 2011-12	6				157	77	73	95%	178
	All program completers, 2011-12	36	36	100%	176	157	382	381	100%	178
	All program completers, 2010-11	1				157	5			
	All program completers, 2009-10						1			
PRINC LEARNING AND TEACHING 7-12 (0524) Test Company: ETS Score Range: 100-200	All enrolled students who have completed all nonclinical courses, 2011-12									
	Other enrolled students, 2011-12						3			
	All program completers, 2011-12						6			
	All program completers, 2010-11						12	12	100%	174
	All program completers, 2009-10						19	19	100%	172
PRINC LEARNING AND TEACHING EARLY CHILD II (0621) Test Company: ETS Score Range: 100-200	All enrolled students who have completed all nonclinical courses, 2011-12						1			
	Other enrolled students, 2011-12	6				157	58	53	91%	172
	All program completers, 2011-12	17	17	100%	168	157	183	179	98%	170
	All program completers, 2010-11						3			
	All program completers, 2009-10									


Single Assessment Institution-Level Pass Rate Data: *Traditional Teacher Preparation Program Within IHE*

	HEOA - Title II 2011 - 2012 Academic Year
	SALISBURY UNIVERSITY
	5403
	Maryland

March 30, 2013

Assessment Information ¹	Group	Number Taking Assessment	Number Passing Assessment	Institutional Pass Rate	Institutional Average Scaled Score	Assessment Cut Score ²	Statewide			
							Number Taking Assessment	Number Passing Assessment	Statewide Pass Rate	Statewide Average Scaled Score
PRINC LEARNING AND TEACHING EARLY CHILD (0521) Test Company: ETS Score Range: 100-200	All enrolled students who have completed all nonclinical courses, 2011-12									
	Other enrolled students, 2011-12						6			
	All program completers, 2011-12	8				169	67	67	100%	188
	All program completers, 2010-11	35	35	100%	185	169	253	249	98%	185
	All program completers, 2009-10	28	28	100%	185	169	260	259	100%	187
PRINC LEARNING AND TEACHING K-6 II (0622) Test Company: ETS Score Range: 100-200	All enrolled students who have completed all nonclinical courses, 2011-12						42	40	95%	172
	Other enrolled students, 2011-12	37	36	97%	176	160	144	142	99%	178
	All program completers, 2011-12	92	92	100%	179	160	737	736	100%	178
	All program completers, 2010-11						7			
	All program completers, 2009-10						2			
SE APPLIC OF CORE PRINCIPLES ACROSS (0352) Test Company: ETS Score Range: 100-200	All enrolled students who have completed all nonclinical courses, 2011-12						1			
	Other enrolled students, 2011-12						19	18	95%	150
	All program completers, 2011-12						25	25	100%	157
	All program completers, 2010-11						181	181	100%	155
	All program completers, 2009-10						307	303	99%	154
SE CORE KNOWLEDGE & APPLICATIONS (0354) Test Company: ETS Score Range: 100-200	All enrolled students who have completed all nonclinical courses, 2011-12						4			
	Other enrolled students, 2011-12						147	147	100%	176
	All program completers, 2011-12						342	342	100%	177
	All program completers, 2010-11						231	231	100%	176
	All program completers, 2009-10						11	11	100%	172


Single Assessment Institution-Level Pass Rate Data: Traditional Teacher Preparation Program Within IHE

	HEOA - Title II 2011 - 2012 Academic Year
	SALISBURY UNIVERSITY
	5403
	Maryland

March 30, 2013

Assessment Information ¹	Group	Number Taking Assessment	Number Passing Assessment	Institutional Pass Rate	Institutional Average Scaled Score	Assessment Cut Score ²	Statewide			
							Number Taking Assessment	Number Passing Assessment	Statewide Pass Rate	Statewide Average Scaled Score
SE KNOWLEDGE-BASED CORE PRINCIPLES (0351) Test Company: ETS Score Range: 100-200	All enrolled students who have completed all nonclinical courses, 2011-12									
	Other enrolled students, 2011-12									
	All program completers, 2011-12									
	All program completers, 2010-11						4			
	All program completers, 2009-10						31	30	97%	162
SOCIAL STUDIES CONTENT & INTERPRET (0086) Test Company: ETS Score Range: 100-200	All enrolled students who have completed all nonclinical courses, 2011-12						4			
	Other enrolled students, 2011-12	2				153	36	27	75%	162
	All program completers, 2011-12	5				153	68	65	96%	166
	All program completers, 2010-11									
	All program completers, 2009-10									
SOCIAL STUDIES CONTENT KNOWLEDGE (0081) Test Company: ETS Score Range: 100-200	All enrolled students who have completed all nonclinical courses, 2011-12						7			
	Other enrolled students, 2011-12	1				154	46	39	85%	167
	All program completers, 2011-12	9				154	88	86	98%	172
	All program completers, 2010-11	24	24	100%	166	154	168	166	99%	171
	All program completers, 2009-10	20	20	100%	171	154	177	176	99%	170
SOCIAL STUDIES PEDAGOGY (0084) Test Company: ETS Score Range: 100-200	All enrolled students who have completed all nonclinical courses, 2011-12						4			
	Other enrolled students, 2011-12	1				164	22	15	68%	169
	All program completers, 2011-12	6				164	46	45	98%	181
	All program completers, 2010-11	24	24	100%	179	164	167	165	99%	181
	All program completers, 2009-10	21	21	100%	183	164	180	180	100%	180


Single Assessment Institution-Level Pass Rate Data: *Traditional Teacher Preparation Program Within IHE*

	HEOA - Title II 2011 - 2012 Academic Year	
	Institution Name	SALISBURY UNIVERSITY
	Institution Code	5403
	State	Maryland

March 30, 2013

Assessment Information ¹	Group	Number Taking Assessment	Number Passing Assessment	Institutional Pass Rate	Institutional Average Scaled Score	Assessment Cut Score ²	Statewide			
							Number Taking Assessment	Number Passing Assessment	Statewide Pass Rate	Statewide Average Scaled Score
SPANISH CONTENT KNOWLEDGE (0191) Test Company: ETS Score Range: 100-200	All enrolled students who have completed all nonclinical courses, 2011-12									
	Other enrolled students, 2011-12						8			
	All program completers, 2011-12									
	All program completers, 2010-11						6			
	All program completers, 2009-10						16	16	100%	180
SPANISH PRODUCTIVE LANGUAGE SKILLS (0192) Test Company: ETS Score Range: 100-200	All enrolled students who have completed all nonclinical courses, 2011-12									
	Other enrolled students, 2011-12						6			
	All program completers, 2011-12									
	All program completers, 2010-11						6			
	All program completers, 2009-10						16	16	100%	174
SPANISH WORLD LANGUAGE (CD) (5195) Test Company: ETS Score Range: 100-200	All enrolled students who have completed all nonclinical courses, 2011-12						1			
	Other enrolled students, 2011-12						5			
	All program completers, 2011-12						21	19	90%	182
	All program completers, 2010-11						13	9	69%	175
	All program completers, 2009-10									
TECHNOLOGY EDUCATION II (0051) Test Company: ETS Score Range: 100-200	All enrolled students who have completed all nonclinical courses, 2011-12						1			
	Other enrolled students, 2011-12						1			
	All program completers, 2011-12									
	All program completers, 2010-11									
	All program completers, 2009-10									


Single Assessment Institution-Level Pass Rate Data: *Traditional Teacher Preparation Program Within IHE*

	HEOA - Title II 2011 - 2012 Academic Year
	SALISBURY UNIVERSITY
	5403
	Maryland

March 30, 2013

Assessment Information ¹	Group	Number Taking Assessment	Number Passing Assessment	Institutional Pass Rate	Institutional Average Scaled Score	Assessment Cut Score ²	Statewide			
							Number Taking Assessment	Number Passing Assessment	Statewide Pass Rate	Statewide Average Scaled Score
TECHNOLOGY EDUCATION (0050) Test Company: ETS Score Range: 250-990	All enrolled students who have completed all nonclinical courses, 2011-12									
	Other enrolled students, 2011-12						3			
	All program completers, 2011-12									
	All program completers, 2010-11						1			
	All program completers, 2009-10						2			
THEATRE (0640) Test Company: ETS Score Range: 250-990	All enrolled students who have completed all nonclinical courses, 2011-12						2			
	Other enrolled students, 2011-12									
	All program completers, 2011-12						1			
	All program completers, 2010-11						5			
	All program completers, 2009-10						4			
WORLD LANGUAGE PEDAGOGY (0841) Test Company: ETS Score Range: 100-200	All enrolled students who have completed all nonclinical courses, 2011-12						1			
	Other enrolled students, 2011-12						4			
	All program completers, 2011-12						14	13	93%	183
	All program completers, 2010-11						9			
	All program completers, 2009-10									
OPI FRENCH (ACT1006) Test Company: ACTFL* Score Range: 1-10	All enrolled students who have completed all nonclinical courses, 2011-12									
	Other enrolled students, 2011-12						1			
	All program completers, 2011-12									
	All program completers, 2010-11		1				6	2		
	All program completers, 2009-10						2			


Single Assessment Institution-Level Pass Rate Data: *Traditional Teacher Preparation Program Within IHE*

	HEOA - Title II 2011 - 2012 Academic Year	
	Institution Name	SALISBURY UNIVERSITY
	Institution Code	5403
	State	Maryland

March 30, 2013

Assessment Information ¹	Group	Number Taking Assessment	Number Passing Assessment	Institutional Pass Rate	Institutional Average Scaled Score	Assessment Cut Score ²	Statewide			
							Number Taking Assessment	Number Passing Assessment	Statewide Pass Rate	Statewide Average Scaled Score
OPI GERMAN (ACT1007) Test Company: ACTFL* Score Range: 1-10	All enrolled students who have completed all nonclinical courses, 2011-12									
	Other enrolled students, 2011-12						1			
	All program completers, 2011-12						3			
	All program completers, 2010-11									
	All program completers, 2009-10									
OPI MANDARIN (ACT1013) Test Company: ACTFL* Score Range: 1-10	All enrolled students who have completed all nonclinical courses, 2011-12									
	Other enrolled students, 2011-12						8			
	All program completers, 2011-12						2			
	All program completers, 2010-11						2			
	All program completers, 2009-10									
OPI SPANISH (ACT1018) Test Company: ACTFL* Score Range: 1-10	All enrolled students who have completed all nonclinical courses, 2011-12									
	Other enrolled students, 2011-12						5			
	All program completers, 2011-12	1				6	7			
	All program completers, 2010-11	4				6	10	10	100%	8
	All program completers, 2009-10	3				6	7			
OPIC SPANISH (ACT3002) Test Company: ACTFL* Score Range: 1-10	All enrolled students who have completed all nonclinical courses, 2011-12									
	Other enrolled students, 2011-12						1			
	All program completers, 2011-12						1			
	All program completers, 2010-11									
	All program completers, 2009-10									

Single Assessment Institution-Level Pass Rate Data: Traditional Teacher Preparation Program Within IHE

	HEOA - Title II 2011 - 2012 Academic Year
	Institution Name SALISBURY UNIVERSITY
	Institution Code 5403
	State Maryland

March 30, 2013

Assessment Information ¹	Group	Number Taking Assessment	Number Passing Assessment	Institutional Pass Rate	Institutional Average Scaled Score	Assessment Cut Score ²	Statewide			
							Number Taking Assessment	Number Passing Assessment	Statewide Pass Rate	Statewide Average Scaled Score
WPT CHINESE (ACT2002) Test Company: ACTFL* Score Range: 1-10	All enrolled students who have completed all nonclinical courses, 2011-12									
	Other enrolled students, 2011-12						10	10	100%	10
	All program completers, 2011-12						3			
	All program completers, 2010-11						2			
	All program completers, 2009-10									
WPT FRENCH (ACT2005) Test Company: ACTFL* Score Range: 1-10	All enrolled students who have completed all nonclinical courses, 2011-12									
	Other enrolled students, 2011-12	1				6	2			
	All program completers, 2011-12						1			
	All program completers, 2010-11	1				6	2			
	All program completers, 2009-10									
WPT GERMAN (ACT2006) Test Company: ACTFL* Score Range: 1-10	All enrolled students who have completed all nonclinical courses, 2011-12									
	Other enrolled students, 2011-12									
	All program completers, 2011-12						3			
	All program completers, 2010-11									
	All program completers, 2009-10									
WPT SPANISH (ACT2015) Test Company: ACTFL* Score Range: 1-10	All enrolled students who have completed all nonclinical courses, 2011-12									
	Other enrolled students, 2011-12						5			
	All program completers, 2011-12	1				6	12	12	100%	7
	All program completers, 2010-11	4				6	6			
	All program completers, 2009-10	2				6	5			

¹Tests with multiple delivery options (computer, paper, etc.) will be noted with the assessment code for the paper format only.

²Cut scores may vary for groups depending upon when the cut scores are established by the state and when each group completed their teacher certification or licensure assessment.

*Questions regarding tests listed by this testing company must be addressed to your state Title II Coordinator.