



Single Assessment Institution-Level Pass Rate Data: *Traditional Teacher Preparation Program Within IHE*

	HEOA - Title II 2016 - 2017 Academic Year
	SALISBURY UNIVERSITY
	5403
	Maryland

February 5, 2018

Assessment Information ¹	Group	Number Taking Assessment	Number Passing Assessment	Institutional Pass Rate	Institutional Average Scaled Score	Assessment Cut Score ²	Statewide			
							Number Taking Assessment	Number Passing Assessment	Statewide Pass Rate	Statewide Average Scaled Score
ART CONTENT AND ANALYSIS (5135) Test Company: ETS Score Range: 100-200	All enrolled students who have completed all nonclinical courses, 2016-17									
	Other enrolled students, 2016-17						35	26	74%	170
	All program completers, 2016-17						81	78	96%	172
	All program completers, 2015-16						69	69	100%	177
	All program completers, 2014-15						81	81	100%	178
BIOLOGY CONTENT KNOWLEDGE (0235) Test Company: ETS Score Range: 100-200	All enrolled students who have completed all nonclinical courses, 2016-17						2			
	Other enrolled students, 2016-17						17	15	88%	163
	All program completers, 2016-17	1				150	37	37	100%	171
	All program completers, 2015-16	4				150	45	45	100%	171
	All program completers, 2014-15	3				150	43	43	100%	171
BUSINESS ED CONTENT KNOWLEDGE (5101) Test Company: ETS Score Range: 100-200	All enrolled students who have completed all nonclinical courses, 2016-17									
	Other enrolled students, 2016-17						3			
	All program completers, 2016-17						7			
	All program completers, 2015-16						4			
	All program completers, 2014-15						5			
CHEMISTRY CONTENT KNOWLEDGE (0245) Test Company: ETS Score Range: 100-200	All enrolled students who have completed all nonclinical courses, 2016-17						1			
	Other enrolled students, 2016-17						5			
	All program completers, 2016-17	2				153	18	18	100%	172
	All program completers, 2015-16	5				153	18	18	100%	168
	All program completers, 2014-15						18	18	100%	173

Single Assessment Institution-Level Pass Rate Data: Traditional Teacher Preparation Program Within IHE

	HEOA - Title II 2016 - 2017 Academic Year
	Institution Name
	Institution Code
	State

SALISBURY UNIVERSITY


5403

Maryland

February 5, 2018

Assessment Information ¹	Group	Number Taking Assessment	Number Passing Assessment	Institutional Pass Rate	Institutional Average Scaled Score	Assessment Cut Score ²	Statewide			
							Number Taking Assessment	Number Passing Assessment	Statewide Pass Rate	Statewide Average Scaled Score
CHINESE (MANDARIN) WORLD LANGUAGE (5665) Test Company: ETS Score Range: 100-200	All enrolled students who have completed all nonclinical courses, 2016-17									
	Other enrolled students, 2016-17						2			
	All program completers, 2016-17						7			
	All program completers, 2015-16						12	12	100%	196
	All program completers, 2014-15						16	16	100%	196
COMPUTER SCIENCE (5651) Test Company: ETS Score Range: 100-200	All enrolled students who have completed all nonclinical courses, 2016-17						2			
	Other enrolled students, 2016-17						2			
	All program completers, 2016-17									
	All program completers, 2015-16									
	All program completers, 2014-15									
CORE ACADEMIC SKILLS FOR ED: MATH (5732) Test Company: ETS Score Range: 100-200	All enrolled students who have completed all nonclinical courses, 2016-17						94	77	82%	158
	Other enrolled students, 2016-17						1097	979	89%	163
	All program completers, 2016-17	120	120	100%	166	150	793	784	99%	166
	All program completers, 2015-16	11	11	100%	177	150	210	201	96%	165
	All program completers, 2014-15	3				150	32	32	100%	168
CORE ACADEMIC SKILLS FOR ED: READING (5712) Test Company: ETS Score Range: 100-200	All enrolled students who have completed all nonclinical courses, 2016-17						94	87	93%	173
	Other enrolled students, 2016-17						1104	1079	98%	178
	All program completers, 2016-17	121	121	100%	178	156	790	788	100%	180
	All program completers, 2015-16	13	13	100%	182	156	221	219	99%	181
	All program completers, 2014-15	3				156	33	31	94%	180


Single Assessment Institution-Level Pass Rate Data: *Traditional Teacher Preparation Program Within IHE*

	HEOA - Title II 2016 - 2017 Academic Year	
	Institution Name	SALISBURY UNIVERSITY
	Institution Code	5403
	State	Maryland

February 5, 2018

Assessment Information ¹	Group	Number Taking Assessment	Number Passing Assessment	Institutional Pass Rate	Institutional Average Scaled Score	Assessment Cut Score ²	Statewide			
							Number Taking Assessment	Number Passing Assessment	Statewide Pass Rate	Statewide Average Scaled Score
CORE ACADEMIC SKILLS FOR ED: WRITING (5722) Test Company: ETS Score Range: 100-200	All enrolled students who have completed all nonclinical courses, 2016-17						93	80	86%	166
	Other enrolled students, 2016-17						1088	1016	93%	169
	All program completers, 2016-17	121	121	100%	170	162	771	765	99%	171
	All program completers, 2015-16	11	11	100%	169	162	200	196	98%	172
	All program completers, 2014-15	3				162	33	32	97%	176
EARLY CHILDHOOD CONTENT KNOWLEDGE (5022) Test Company: ETS Score Range: 100-200	All enrolled students who have completed all nonclinical courses, 2016-17						4			
	Other enrolled students, 2016-17						9			
	All program completers, 2016-17	1				160	4			
	All program completers, 2015-16	10	10	100%	178	160	121	121	100%	178
	All program completers, 2014-15	29	29	100%	180	160	330	330	100%	180
EARLY CHILDHOOD EDUCATION (5025) Test Company: ETS Score Range: 100-200	All enrolled students who have completed all nonclinical courses, 2016-17						8			
	Other enrolled students, 2016-17						67	67	100%	174
	All program completers, 2016-17	55	55	100%	176	156	319	319	100%	177
	All program completers, 2015-16	13	13	100%	181	156	149	149	100%	178
	All program completers, 2014-15						3			
EARTH AND SPACE SCIENCES - CK (5571) Test Company: ETS Score Range: 100-200	All enrolled students who have completed all nonclinical courses, 2016-17									
	Other enrolled students, 2016-17						4			
	All program completers, 2016-17	2				152	8			
	All program completers, 2015-16						13	12	92%	168
	All program completers, 2014-15	2				152	9			

Single Assessment Institution-Level Pass Rate Data: Traditional Teacher Preparation Program Within IHE

	HEOA - Title II 2016 - 2017 Academic Year
	Institution Name
	Institution Code
	State

SALISBURY UNIVERSITY


5403

Maryland

February 5, 2018

Assessment Information ¹	Group	Number Taking Assessment	Number Passing Assessment	Institutional Pass Rate	Institutional Average Scaled Score	Assessment Cut Score ²	Statewide			
							Number Taking Assessment	Number Passing Assessment	Statewide Pass Rate	Statewide Average Scaled Score
ELEM ED INSTR PRACTICE AND APPL (DISC) (5015) Test Company: ETS Score Range: 100-200	All enrolled students who have completed all nonclinical courses, 2016-17									
	Other enrolled students, 2016-17									
	All program completers, 2016-17									
	All program completers, 2015-16									
	All program completers, 2014-15	27	26	96%	179	161	212	211	100%	179
ELEM ED: INSTRUCTIONAL PRACTICE AND APPLICATIONS (5019) Test Company: ETS Score Range: 100-200	All enrolled students who have completed all nonclinical courses, 2016-17						19	17	89%	168
	Other enrolled students, 2016-17						105	100	95%	172
	All program completers, 2016-17	131	131	100%	174	155	742	739	100%	174
	All program completers, 2015-16	130	130	100%	174	155	795	793	100%	175
	All program completers, 2014-15	83	83	100%	172	155	579	577	100%	174
ENGLISH LANGUAGE ARTS: CONTENT AND ANALYSIS (5039) Test Company: ETS Score Range: 100-200	All enrolled students who have completed all nonclinical courses, 2016-17						14	12	86%	176
	Other enrolled students, 2016-17						34	28	82%	177
	All program completers, 2016-17	8				168	105	105	100%	179
	All program completers, 2015-16	10	10	100%	178	168	143	142	99%	179
	All program completers, 2014-15	12	12	100%	177	168	127	127	100%	180
ENGLISH TO SPEAKERS OF OTHER LANGUAGES (DISC) (5361) Test Company: ETS Score Range: 100-200	All enrolled students who have completed all nonclinical courses, 2016-17									
	Other enrolled students, 2016-17						17	16	94%	166
	All program completers, 2016-17	2				149	30	30	100%	175
	All program completers, 2015-16	6				149	34	34	100%	171
	All program completers, 2014-15	3				149	32	32	100%	176


Single Assessment Institution-Level Pass Rate Data: *Traditional Teacher Preparation Program Within IHE*

	HEOA - Title II 2016 - 2017 Academic Year	
	Institution Name	SALISBURY UNIVERSITY
	Institution Code	5403
	State	Maryland

February 5, 2018

Assessment Information ¹	Group	Number Taking Assessment	Number Passing Assessment	Institutional Pass Rate	Institutional Average Scaled Score	Assessment Cut Score ²	Statewide				
							Number Taking Assessment	Number Passing Assessment	Statewide Pass Rate	Statewide Average Scaled Score	
FAMILY AND CONSUMER SCIENCES (5122) Test Company: ETS Score Range: 100-200	All enrolled students who have completed all nonclinical courses, 2016-17										
	Other enrolled students, 2016-17										
	All program completers, 2016-17										
	All program completers, 2015-16						1				
	All program completers, 2014-15										
FRENCH WORLD LANGUAGE (5174) Test Company: ETS Score Range: 100-200	All enrolled students who have completed all nonclinical courses, 2016-17										
	Other enrolled students, 2016-17						6				
	All program completers, 2016-17						3				
	All program completers, 2015-16						6				
	All program completers, 2014-15	1				162	1				
GERMAN WORLD LANGUAGE (5183) Test Company: ETS Score Range: 100-200	All enrolled students who have completed all nonclinical courses, 2016-17										
	Other enrolled students, 2016-17						1				
	All program completers, 2016-17						1				
	All program completers, 2015-16						1				
	All program completers, 2014-15										
HEALTH EDUCATION (5551) Test Company: ETS Score Range: 100-200	All enrolled students who have completed all nonclinical courses, 2016-17						6				
	Other enrolled students, 2016-17						5				
	All program completers, 2016-17						13	13	100%	169	
	All program completers, 2015-16	1				155	9				
	All program completers, 2014-15	2				155	20	20	100%	170	


Single Assessment Institution-Level Pass Rate Data: *Traditional Teacher Preparation Program Within IHE*

	HEOA - Title II 2016 - 2017 Academic Year	
	Institution Name	SALISBURY UNIVERSITY
	Institution Code	5403
	State	Maryland

February 5, 2018

Assessment Information ¹	Group	Number Taking Assessment	Number Passing Assessment	Institutional Pass Rate	Institutional Average Scaled Score	Assessment Cut Score ²	Statewide			
							Number Taking Assessment	Number Passing Assessment	Statewide Pass Rate	Statewide Average Scaled Score
LATIN (5601) Test Company: ETS Score Range: 100-200	All enrolled students who have completed all nonclinical courses, 2016-17									
	Other enrolled students, 2016-17						1			
	All program completers, 2016-17									
	All program completers, 2015-16									
	All program completers, 2014-15									
MATHEMATICS CONTENT KNOWLEDGE (5161) Test Company: ETS Score Range: 100-200	All enrolled students who have completed all nonclinical courses, 2016-17						5			
	Other enrolled students, 2016-17						27	15	56%	161
	All program completers, 2016-17	10	10	100%	165	160	74	71	96%	171
	All program completers, 2015-16	12	12	100%	169	160	60	59	98%	173
	All program completers, 2014-15	8				160	61	60	98%	173
MIDDLE SCHOOL ENG LANG ARTS (5047) Test Company: ETS Score Range: 100-200	All enrolled students who have completed all nonclinical courses, 2016-17						1			
	Other enrolled students, 2016-17						3			
	All program completers, 2016-17						13	11	85%	168
	All program completers, 2015-16						7			
	All program completers, 2014-15						9			
MIDDLE SCHOOL MATHEMATICS (5169) Test Company: ETS Score Range: 100-200	All enrolled students who have completed all nonclinical courses, 2016-17									
	Other enrolled students, 2016-17						14	14	100%	179
	All program completers, 2016-17						30	30	100%	182
	All program completers, 2015-16						38	38	100%	179
	All program completers, 2014-15						30	30	100%	179


Single Assessment Institution-Level Pass Rate Data: *Traditional Teacher Preparation Program Within IHE*

	HEOA - Title II 2016 - 2017 Academic Year	
	Institution Name	SALISBURY UNIVERSITY
	Institution Code	5403
	State	Maryland

February 5, 2018

Assessment Information ¹	Group	Number Taking Assessment	Number Passing Assessment	Institutional Pass Rate	Institutional Average Scaled Score	Assessment Cut Score ²	Statewide				
							Number Taking Assessment	Number Passing Assessment	Statewide Pass Rate	Statewide Average Scaled Score	
MIDDLE SCHOOL SCIENCE (DISCONTINUED) (0439) Test Company: ETS Score Range: 100-200	All enrolled students who have completed all nonclinical courses, 2016-17										
	Other enrolled students, 2016-17										
	All program completers, 2016-17										
	All program completers, 2015-16										
	All program completers, 2014-15							11	11	100%	171
MIDDLE SCHOOL SCIENCE (5440) Test Company: ETS Score Range: 100-200	All enrolled students who have completed all nonclinical courses, 2016-17						1				
	Other enrolled students, 2016-17						12	9	75%	163	
	All program completers, 2016-17						34	33	97%	166	
	All program completers, 2015-16						34	32	94%	162	
	All program completers, 2014-15						15	14	93%	161	
MIDDLE SCHOOL SOCIAL STUDIES (5089) Test Company: ETS Score Range: 100-200	All enrolled students who have completed all nonclinical courses, 2016-17										
	Other enrolled students, 2016-17						3				
	All program completers, 2016-17						12	11	92%	164	
	All program completers, 2015-16						12	11	92%	166	
	All program completers, 2014-15						12	11	92%	170	
MUSIC CONTENT & INSTRUCTION (5114) Test Company: ETS Score Range: 100-200	All enrolled students who have completed all nonclinical courses, 2016-17										
	Other enrolled students, 2016-17						14	10	71%	166	
	All program completers, 2016-17	2				162	47	43	91%	171	
	All program completers, 2015-16	1				162	41	41	100%	171	
	All program completers, 2014-15	6				162	58	53	91%	170	


Single Assessment Institution-Level Pass Rate Data: Traditional Teacher Preparation Program Within IHE

	HEOA - Title II 2016 - 2017 Academic Year	
	Institution Name	SALISBURY UNIVERSITY
	Institution Code	5403
	State	Maryland

February 5, 2018

Assessment Information ¹	Group	Number Taking Assessment	Number Passing Assessment	Institutional Pass Rate	Institutional Average Scaled Score	Assessment Cut Score ²	Statewide			
							Number Taking Assessment	Number Passing Assessment	Statewide Pass Rate	Statewide Average Scaled Score
PHYSICAL ED CONTENT AND DESIGN (5095) Test Company: ETS Score Range: 100-200	All enrolled students who have completed all nonclinical courses, 2016-17						7			
	Other enrolled students, 2016-17						14	12	86%	177
	All program completers, 2016-17	33	33	100%	176	169	69	69	100%	176
	All program completers, 2015-16	20	20	100%	177	169	77	77	100%	178
	All program completers, 2014-15	25	25	100%	175	169	87	86	99%	177
PHYSICS CONTENT KNOWLEDGE (5265) Test Company: ETS Score Range: 100-200	All enrolled students who have completed all nonclinical courses, 2016-17									
	Other enrolled students, 2016-17									
	All program completers, 2016-17						4			
	All program completers, 2015-16						2			
	All program completers, 2014-15	1				143	7			
PRAXIS I MATHEMATICS (DISCONTINUED) (0730) Test Company: ETS Score Range: 150-190	All enrolled students who have completed all nonclinical courses, 2016-17						19	18	95%	178
	Other enrolled students, 2016-17						222	204	92%	180
	All program completers, 2016-17	55	54	98%	180	177	377	374	99%	180
	All program completers, 2015-16	146	146	100%	180	177	1074	1063	99%	181
	All program completers, 2014-15	148	148	100%	180	177	1370	1362	99%	181
PRAXIS I READING (DISCONTINUED) (0710) Test Company: ETS Score Range: 150-190	All enrolled students who have completed all nonclinical courses, 2016-17						17	16	94%	179
	Other enrolled students, 2016-17						223	202	91%	179
	All program completers, 2016-17	55	54	98%	178	177	369	363	98%	180
	All program completers, 2015-16	143	142	99%	179	177	1061	1050	99%	180
	All program completers, 2014-15	147	147	100%	179	177	1369	1359	99%	180

Single Assessment Institution-Level Pass Rate Data: Traditional Teacher Preparation Program Within IHE

	HEOA - Title II 2016 - 2017 Academic Year
	Institution Name
	Institution Code
	State

SALISBURY UNIVERSITY


5403

Maryland

February 5, 2018

Assessment Information ¹	Group	Number Taking Assessment	Number Passing Assessment	Institutional Pass Rate	Institutional Average Scaled Score	Assessment Cut Score ²	Statewide			
							Number Taking Assessment	Number Passing Assessment	Statewide Pass Rate	Statewide Average Scaled Score
PRAXIS I WRITING (DISCONTINUED) (0720) Test Company: ETS Score Range: 150-190	All enrolled students who have completed all nonclinical courses, 2016-17						19	18	95%	176
	Other enrolled students, 2016-17						226	212	94%	176
	All program completers, 2016-17	55	55	100%	176	173	388	386	99%	177
	All program completers, 2015-16	145	145	100%	176	173	1080	1074	99%	177
	All program completers, 2014-15	147	147	100%	176	173	1365	1361	100%	177
PRINC LEARNING AND TEACHING 7-12 (5624) Test Company: ETS Score Range: 100-200	All enrolled students who have completed all nonclinical courses, 2016-17						19	19	100%	175
	Other enrolled students, 2016-17						78	74	95%	178
	All program completers, 2016-17	41	41	100%	176	157	379	379	100%	181
	All program completers, 2015-16	44	44	100%	178	157	417	417	100%	180
	All program completers, 2014-15	43	43	100%	178	157	430	430	100%	180
PRINC LEARNING AND TEACHING EARLY CHILD (5621) Test Company: ETS Score Range: 100-200	All enrolled students who have completed all nonclinical courses, 2016-17						2			
	Other enrolled students, 2016-17						42	40	95%	170
	All program completers, 2016-17	45	45	100%	171	157	279	278	100%	173
	All program completers, 2015-16	32	32	100%	170	157	252	251	100%	171
	All program completers, 2014-15	28	28	100%	172	157	278	275	99%	172
PRINC LEARNING AND TEACHING K-6 (5622) Test Company: ETS Score Range: 100-200	All enrolled students who have completed all nonclinical courses, 2016-17						17	17	100%	176
	Other enrolled students, 2016-17						114	111	97%	178
	All program completers, 2016-17	131	131	100%	181	160	738	738	100%	180
	All program completers, 2015-16	132	132	100%	179	160	808	807	100%	180
	All program completers, 2014-15	112	112	100%	177	160	804	803	100%	179


Single Assessment Institution-Level Pass Rate Data: *Traditional Teacher Preparation Program Within IHE*

	HEOA - Title II 2016 - 2017 Academic Year	
	Institution Name	SALISBURY UNIVERSITY
	Institution Code	5403
	State	Maryland

February 5, 2018

Assessment Information ¹	Group	Number Taking Assessment	Number Passing Assessment	Institutional Pass Rate	Institutional Average Scaled Score	Assessment Cut Score ²	Statewide			
							Number Taking Assessment	Number Passing Assessment	Statewide Pass Rate	Statewide Average Scaled Score
SE CORE KNOWLEDGE & APPLICATIONS (5354) Test Company: ETS Score Range: 100-200	All enrolled students who have completed all nonclinical courses, 2016-17						6			
	Other enrolled students, 2016-17						86	84	98%	176
	All program completers, 2016-17						338	338	100%	176
	All program completers, 2015-16						319	319	100%	177
	All program completers, 2014-15						311	311	100%	178
SOCIAL STUDIES CONTENT & INTERPRETATION (5086) Test Company: ETS Score Range: 100-200	All enrolled students who have completed all nonclinical courses, 2016-17						6			
	Other enrolled students, 2016-17						31	27	87%	165
	All program completers, 2016-17	2				153	100	94	94%	169
	All program completers, 2015-16	2				153	102	99	97%	166
	All program completers, 2014-15						122	120	98%	169
SPANISH WORLD LANGUAGE (5195) Test Company: ETS Score Range: 100-200	All enrolled students who have completed all nonclinical courses, 2016-17						1			
	Other enrolled students, 2016-17						7			
	All program completers, 2016-17						9			
	All program completers, 2015-16						16	14	88%	180
	All program completers, 2014-15						15	14	93%	179
TECHNOLOGY EDUCATION (5051) Test Company: ETS Score Range: 100-200	All enrolled students who have completed all nonclinical courses, 2016-17									
	Other enrolled students, 2016-17									
	All program completers, 2016-17						1			
	All program completers, 2015-16									
	All program completers, 2014-15						4			

Single Assessment Institution-Level Pass Rate Data: Traditional Teacher Preparation Program Within IHE

	HEOA - Title II 2016 - 2017 Academic Year
	Institution Name
	Institution Code
	State

SALISBURY UNIVERSITY


5403

Maryland

February 5, 2018

Assessment Information ¹	Group	Number Taking Assessment	Number Passing Assessment	Institutional Pass Rate	Institutional Average Scaled Score	Assessment Cut Score ²	Statewide			
							Number Taking Assessment	Number Passing Assessment	Statewide Pass Rate	Statewide Average Scaled Score
THEATRE (5641) Test Company: ETS Score Range: 100-200	All enrolled students who have completed all nonclinical courses, 2016-17									
	Other enrolled students, 2016-17									
	All program completers, 2016-17						5			
	All program completers, 2015-16									
	All program completers, 2014-15						1			
WORLD AND U.S. HISTORY CK (5941) Test Company: ETS Score Range: 100-200	All enrolled students who have completed all nonclinical courses, 2016-17						4			
	Other enrolled students, 2016-17						8			
	All program completers, 2016-17	18	18	100%	166	160	30	29	97%	169
	All program completers, 2015-16	13	13	100%	166	160	34	34	100%	170
	All program completers, 2014-15	17	17	100%	169	160	31	30	97%	170
WORLD LANGUAGE PEDAGOGY (5841) Test Company: ETS Score Range: 100-200	All enrolled students who have completed all nonclinical courses, 2016-17									
	Other enrolled students, 2016-17						1			
	All program completers, 2016-17									
	All program completers, 2015-16									
	All program completers, 2014-15									
OPI FRENCH (ACT1006) Test Company: ACTFL* Score Range: 1-10	All enrolled students who have completed all nonclinical courses, 2016-17									
	Other enrolled students, 2016-17						1			
	All program completers, 2016-17									
	All program completers, 2015-16									
	All program completers, 2014-15									


Single Assessment Institution-Level Pass Rate Data: *Traditional Teacher Preparation Program Within IHE*

	HEOA - Title II 2016 - 2017 Academic Year	
	Institution Name	SALISBURY UNIVERSITY
	Institution Code	5403
	State	Maryland

February 5, 2018

Assessment Information ¹	Group	Number Taking Assessment	Number Passing Assessment	Institutional Pass Rate	Institutional Average Scaled Score	Assessment Cut Score ²	Statewide				
							Number Taking Assessment	Number Passing Assessment	Statewide Pass Rate	Statewide Average Scaled Score	
OPI GERMAN (ACT1007) Test Company: ACTFL* Score Range: 1-10	All enrolled students who have completed all nonclinical courses, 2016-17										
	Other enrolled students, 2016-17						2				
	All program completers, 2016-17						1				
	All program completers, 2015-16										
	All program completers, 2014-15										
OPI ITALIAN (ACT1010) Test Company: ACTFL* Score Range: 1-10	All enrolled students who have completed all nonclinical courses, 2016-17										
	Other enrolled students, 2016-17										
	All program completers, 2016-17						2				
	All program completers, 2015-16										
	All program completers, 2014-15										
OPI MANDARIN (ACT1013) Test Company: ACTFL* Score Range: 1-10	All enrolled students who have completed all nonclinical courses, 2016-17										
	Other enrolled students, 2016-17						1				
	All program completers, 2016-17						3				
	All program completers, 2015-16						1				
	All program completers, 2014-15										
OPI SPANISH (ACT1018) Test Company: ACTFL* Score Range: 1-10	All enrolled students who have completed all nonclinical courses, 2016-17										
	Other enrolled students, 2016-17										
	All program completers, 2016-17										
	All program completers, 2015-16	3				6	5				
	All program completers, 2014-15	3				6	13	13	100%	7	

Single Assessment Institution-Level Pass Rate Data: Traditional Teacher Preparation Program Within IHE

	HEOA - Title II 2016 - 2017 Academic Year
	Institution Name
	Institution Code
	State

SALISBURY UNIVERSITY


5403

Maryland

February 5, 2018

Assessment Information ¹	Group	Number Taking Assessment	Number Passing Assessment	Institutional Pass Rate	Institutional Average Scaled Score	Assessment Cut Score ²	Statewide			
							Number Taking Assessment	Number Passing Assessment	Statewide Pass Rate	Statewide Average Scaled Score
OPIC FRENCH (ACT3003) Test Company: ACTFL* Score Range: 1-10	All enrolled students who have completed all nonclinical courses, 2016-17									
	Other enrolled students, 2016-17						1			
	All program completers, 2016-17						1			
	All program completers, 2015-16									
	All program completers, 2014-15						1			
OPIC SPANISH (ACT3002) Test Company: ACTFL* Score Range: 1-10	All enrolled students who have completed all nonclinical courses, 2016-17									
	Other enrolled students, 2016-17						4			
	All program completers, 2016-17						1			
	All program completers, 2015-16						5			
	All program completers, 2014-15	1				6	3			
WPT ARABIC (ACT2001) Test Company: ACTFL* Score Range: 1-10	All enrolled students who have completed all nonclinical courses, 2016-17									
	Other enrolled students, 2016-17						1			
	All program completers, 2016-17									
	All program completers, 2015-16									
	All program completers, 2014-15									
WPT CHINESE-MANDARIN (ACT2002) Test Company: ACTFL* Score Range: 1-10	All enrolled students who have completed all nonclinical courses, 2016-17									
	Other enrolled students, 2016-17						2			
	All program completers, 2016-17						3			
	All program completers, 2015-16						1			
	All program completers, 2014-15									

Single Assessment Institution-Level Pass Rate Data: Traditional Teacher Preparation Program Within IHE

	HEOA - Title II 2016 - 2017 Academic Year
	Institution Name
	Institution Code
	State

SALISBURY UNIVERSITY

5403

Maryland

February 5, 2018

Assessment Information ¹	Group	Number Taking Assessment	Number Passing Assessment	Institutional Pass Rate	Institutional Average Scaled Score	Assessment Cut Score ²	Statewide			
							Number Taking Assessment	Number Passing Assessment	Statewide Pass Rate	Statewide Average Scaled Score
WPT FRENCH (ACT2005) Test Company: ACTFL* Score Range: 1-10	All enrolled students who have completed all nonclinical courses, 2016-17									
	Other enrolled students, 2016-17						2			
	All program completers, 2016-17									
	All program completers, 2015-16									
	All program completers, 2014-15							2		
WPT GERMAN (ACT2006) Test Company: ACTFL* Score Range: 1-10	All enrolled students who have completed all nonclinical courses, 2016-17									
	Other enrolled students, 2016-17									
	All program completers, 2016-17							1		
	All program completers, 2015-16									
	All program completers, 2014-15									
WPT ITALIAN (ACT2009) Test Company: ACTFL* Score Range: 1-10	All enrolled students who have completed all nonclinical courses, 2016-17									
	Other enrolled students, 2016-17									
	All program completers, 2016-17							2		
	All program completers, 2015-16									
	All program completers, 2014-15									
WPT SPANISH (ACT2015) Test Company: ACTFL* Score Range: 1-10	All enrolled students who have completed all nonclinical courses, 2016-17									
	Other enrolled students, 2016-17							1		
	All program completers, 2016-17							1		
	All program completers, 2015-16	3				6	10	10	100%	6
	All program completers, 2014-15	4				6	16	16	100%	7

Note: In cases where there are less than ten students taking the assessment or license/certificate, the number passing and pass rate are not reported.

¹Tests with multiple delivery options (computer, paper, etc.) will be noted with the assessment code for one format only.

²Cut scores may vary for groups depending upon when the cut scores are established by the state and when each group completed their teacher certification or licensure assessment.

*Questions regarding tests listed by this testing company must be addressed to your state Title II Coordinator.