



February Edition

In This Issue

▶ TLC Conference | MyClasses Mobile | Spring Workshops | Panopto | McGraw-Hill Connect...and more

## Salisbury University's Teaching & Learning Conference

The second annual Salisbury University Teaching and Learning Conference (TLC) was a huge success with over one hundred faculty coming together to share best practices in teaching and learning. The morning began with a breakfast and social time for faculty to sit and chat before the welcome and keynote presentation.

Welcome and introductions were presented by Dr. Diane Allen and Michele Schlehofer. Dr. Don Spickler then presented his keynote, titled "Just a Few Thoughts

on Teaching & Learning". Faculty were then treated with nearly two dozen various presentations, workshops and panel discussions.

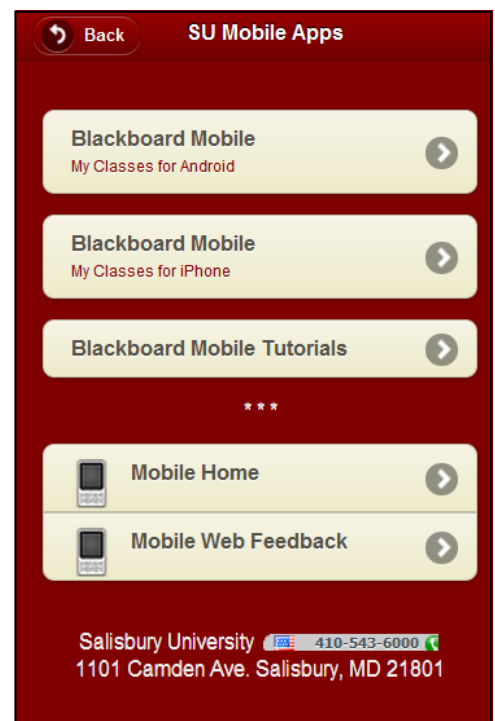
A lunchtime raffle kicked off with many giveaways. Winners received t-shirts, full licenses of Camtasia (screen recording software), full licenses of Snag-It (screen image capture software), and Classroom Clicker Sets (faculty clicker, receiver and flash drive).

We look forward to seeing what's next for the 3rd annual Teaching and Learning Conference! A full-page collage of images from the event is available on page 2 of this newsletter.

## MyClasses Goes Mobile

Blackboard Mobile Learn takes interactive teaching and learning to the mobile device, giving students and teachers instant access to their courses, and content anywhere. Blackboard Mobile Learn is a mobile app available currently on the **iTunes App Store** for iPad, iTunes App Store for iPhone and iPod Touch, as well as on the **Android Market** (accessed directly from the device), **BlackBerry App World**, and **Palm webOS**. While the app does offer a native environment for accessing Blackboard course content on a mobile device, the underlying technology of whichever mobile device being used may limit the Blackboard features that can be accessed from the app viewing instructional content or movies (flash for Android—mp4 for iOS)

You can also download the app directly from our new mobile website at <http://www.salisbury.edu/mobile/> and click on Mobile Apps and Tools.





**Dr. Forte**



**Dr. Erickson**

**Dr. McEntee**

**Dr. Beise**



**Dr. Polkinghorn**



**Dr. Vila**



**Stefani Pautz**

**Dr. Michelson**



**Dr. Arvi**



**Dr. Spickler**



**Dr. Allen**



**Dr. Buchanan**

## Spring 2012 Workshops

All workshops in the ID&D are held in TETC-213G, unless otherwise noted. Register online:

[http://www.salisbury.edu/instructionaldesign/prof\\_dev/show\\_courses.asp](http://www.salisbury.edu/instructionaldesign/prof_dev/show_courses.asp)



<b>Date</b>	<b>Time</b>	<b>Workshop</b>
FEBRUARY 10	9AM-10AM	RESPONDUS
FEBRUARY 10	11AM-12PM	GETTING STARTED WITH PANOPTO
FEBRUARY 17	1PM-3PM	PRESENTING CONTENT IN MYCLASSES
MARCH 2	9AM-11AM	WORKING WITH THE GRADE CENTER
MARCH 2	2PM-3PM	RESPONDUS
MARCH 16	9AM-10AM	GETTING STARTED WITH PANOPTO
MARCH 16	11AM-12PM	CREATING INTERACTIVE SLIDES WITH ISPRING
MARCH 16	1PM-2PM	GETTING STARTED WITH PANOPTO
APRIL 6	9AM-11AM	CREATING AND MANAGING ASSESSMENTS
APRIL 20	10AM-11AM	RESPONDUS
APRIL 20	1PM-3PM	WORKING WITH THE GRADE CENTER
MAY 4	9AM-11AM	GETTING STARTED WITH MYCLASSES
MAY 4	1PM-2PM	RESPONDUS
MAY 4	2PM-4PM	PRESENTING CONTENT IN MYCLASSES
MAY 11	9AM-11AM	WORKING WITH ASSIGNMENTS AND GROUPS
MAY 11	1PM-2PM	GETTING STARTED WITH PANOPTO

## MyClasses Users Group

Instructional Design & Delivery will continue to gather faculty this Spring at lunch time meetings. Below are the MyClasses Users Group meetings for Spring 2012.

**FEBRUARY 8 @ 12PM—TETC 213F**

**MARCH 7 @ 12PM—TETC 213F**

**APRIL 4 @ 12PM—TETC 213F**

**MAY 2 @ 12PM—TETC 213F**

## Tech Tuesdays

One Tuesday every month, ID&D is providing a "Chat & Chew" session where faculty can come and talk about some of the latest innovations in educational technology. This is an informal session, no registration is required. Bring your lunch and join in on exciting conversations with your colleagues.



Tech Tuesday Topics for Spring 2012 include:  
**February 14th—Synchronous Online Meetings with Video**  
**March 13th—Google Applications**  
**April 10th—iTunes U**

Each of the Tech Tuesday sessions will be held in TE-213F from 12pm—1pm. There is no official start and end time, so come and leave when you need to. The sessions are not limited to the topics provided, but ID&D will have information available about each. We hope that these sessions will provide a forum for faculty interested in using more technology in their classroom.

If you teach face to face, hybrid/blended or fully online courses, Tech Tuesday will provide you with a wealth of information that can be utilized to convey your content to students in a new, fresh way. For more information about these events, or to suggest a topic, please contact Robin Hoffman in ID&D at [rjhoffman@salisbury.edu](mailto:rjhoffman@salisbury.edu).

## Sloan–C Offerings for February

Instructional Design & Delivery is subscribed to the Sloan Consortium to provide faculty with opportunities for professional development. One part of the subscription is to College Pass program where faculty can enroll in online workshops for free. Register online at [http://www.salisbury.edu/instructionaldesign/prof\\_dev/show\\_courses.asp](http://www.salisbury.edu/instructionaldesign/prof_dev/show_courses.asp)  
Upcoming workshops are:

### **The Seven Futures of Online Education: Strategies for Moving from Access to Quality**

Online education's first era was all about providing access. The second era is more about improving quality -- not just for online education, but for all education. Unfortunately, most ideas about the cyberization of education advocate narrow, oversimplified viewpoints about how to improve the quality of online education. Online learning practitioners need a broader, unifying perspective - one that accommodates multiple perspectives and integrates these viewpoints into a larger context by showing how to move online education from access to quality improvement.

### **The Equation: Collaboration + Discussion + Facilitation = Better Online Learning**

Similar to a single spark creating a roaring fire, it takes only one interaction to stimulate an online classroom. Each subsequent interaction offers new perspectives, points of view, ideas, questions, and disagreements. Through collaboration and discussion, both online facilitators and students share in the learning process.

### **So Sue Me: What you Need to Know About Copyright Compliance (ID&D RECOMMENDED)**

It's a fact. Online educators have been sued for using copyrighted materials to supplement an online course. And since publishers and the academic community have established a set of educational fair-use guidelines to provide standards and protection for educators, there's no reason to take chances. After this course you'll understand personal liability for copyright infringement as well as how to protect your own original works.

### **Getting Started: The First Steps Toward Online Teaching**

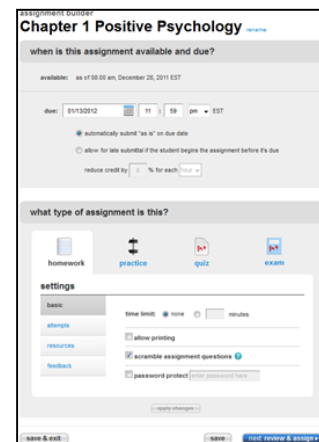
This course introduces potential faculty and/or administrators to online education fundamentals and is a prerequisite to both the Online Teaching Certificate and the Blended Teaching Certificate programs. Not only will you discuss the concepts but you'll use the technologies to gain practical "hands-on" experience.?

# What's New with McGraw-Hill Connect

With the start of the Spring semester, faculty using McGraw-Hill Connect with MyClasses will notice a change in the options available to them. In addition, Connect has updated their policies page for homework, practice, quiz and exam activities. Here are just some of the changes:




## Policy Page Redesign

Due to the various teaching styles and preferences, the policy page provides many options for you to customize the learning activities for your students. Before the redesign, all of the options were provided at once in a complex format. Now, the policy options are re-organized and presented in a manner to match the workflow of faculty. Visit <http://create.mcgraw-hill.com/wordpress-mu/successtips/2011/11/04/policy-page-before-and-after/> for more information about the redesign.



## Support Tools

To manage your integration of Connect with MyClasses, there are three options that will help you get the job done:

 <b>Diagnostics</b>	Provides the date and time of the last data received from Connect to MyClasses as well as the last date and time in which a request was made. Data is only received from Connect with activity has changed.
 <b>Roster Information</b>	Need to know whether your students have properly setup their account in Connect through MyClasses? The Roster Information tool will display each of your students in MyClasses with their aligned McGraw-Hill account. If no account is listed, the student will need to pair their MyClasses account with Connect.
 <b>Synchronize with Section</b>	Probably the most valuable support tool, the Synchronize with Section option allows you manually update your MyClasses course with Connect. During the sync process, activities are checked to ensure they are connected properly and updates to student activities are provided back to MyClasses.

## Success Academy

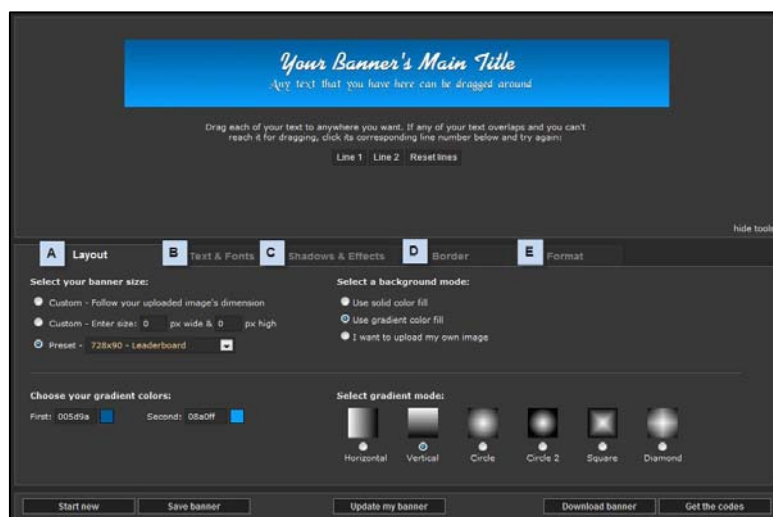


Select **Learning More about Connect** from within the Higher Education tool in MyClasses to enter the Connect Success Academy. Start with Connect 100 and review the Absolute Essentials and Using Blackboard sections from the wonderful instructions and videos provided. Then venture into the other areas to make the most of Connect with your course.

## MyClasses Tip: Course Banners

Navigate to <http://www.bannerfans.com> to create an online banner to download for your course. A snapshot of the website main page is to the right.

Faculty who are interested in creating a customized banner for their MyClasses course can use this website to create dynamic banners. You can choose the size, font, effects, border and format of the banner. For a detailed handout on how to use the website, visit: <http://www.salisbury.edu/instructionaldesign/cms/Handouts/Creating%20a%20Course%20Banner.pdf>





## INSTRUCTIONAL DESIGN & DELIVERY

### Office of Instructional Design & Delivery

Melissa Thomas  
mdthomas@salisbury.edu

Robin Hoffman  
rjhoffman@salisbury.edu

Constance Beckwith  
csbeckwith@salisbury.edu

Jameson Harrington  
swidd1@salisbury.edu

Ashley Fletcher  
swidd3@salisbury.edu

Megan Bock  
swidd4@salisbury.edu

Alaina Kraus  
swidd5@salisbury.edu

---

[www.salisbury.edu/  
instructionaldesign](http://www.salisbury.edu/instructionaldesign)

---



## Panopto Lecture Capture



Panopto, Salisbury University's lecture capture system, has been used by faculty in Nursing, Respiratory Therapy, Communication Arts, and other departments during the Fall and Winter semesters. Now, it is available for **any faculty member** to use in Spring 2012 courses.

### What is Panopto?

Panopto Focus is an easy-to-use presentation capture platform that lets users capture, edit, stream, archive and share recordings that preserve critical knowledge. Want to record a class lecture so that your students can review the content later? Want to capture a demonstration? Want to narrate a lecture for your hybrid or online course? Panopto lets you do these and much more.

### How does it work?

Panopto recordings capture video, audio, PowerPoint, and screen capture components to create presentations that students can then search, reference, and review on-demand from any location. Panopto also allows you to upload related PDF files so that all relevant information is included within the recording. Content is published to the Panopto server and accessed by students via your MyClasses course.

### How do I use it?

Those interested in using Panopto should sign-up for a Getting Started with Panopto workshop. Additional information about Panopto is available at <http://www.salisbury.edu/instructionaldesign/Panopto/welcome.html>.

---

## Brag About Yourself



Faculty who are using technology inside and outside of the classroom to support student engagement are asked to let ID&D know! We would love to feature you in one of our newsletters. Send your information (and any pictures or web links you may have) to Robin Hoffman at [rjhoffman@salisbury.edu](mailto:rjhoffman@salisbury.edu)!

Next Month's Feature:

**Dr. Rachel Buchanan's  
use of Google Applications with her students.**