

# FINANCIAL REPORT

In Fiscal Year 2011, the University continued to rely on a hiring freeze, state-imposed furloughs and level-funded operating budgets to offset limited new state funding to support our operating budget. Despite the fiscal limitations, the University was able to invest a modest amount of funds for strategic initiatives like recruiting and retention of students, the English Language Institute, and establishing a smoke-free campus. The University was able to maintain its busy schedule with capital projects. Substantial progress was made on the construction of both the new Perdue Hall academic building and Sea Gull Square residence and retail complex. In addition, two traditional residence halls (Manokin and Wicomico) were renovated and included the installation of geothermal heating and cooling.

## University Financial Report Fiscal Year 2011

<b>Revenues</b> .....	FYE 6/30/11
Tuition & Fees .....	\$42,525,459
State Appropriation .....	38,589,594
Government Grants & Contracts.....	3,910,454
Private Gifts, Endowment Income Non-governmental Grants & Contracts .....	1,252,305
Sales & Services of Educational Departments .....	122,561
Other Income.....	7,013,601
Auxiliary Services .....	39,660,087
<b>Total Current Fund Revenue</b> .....	<b>\$133,074,061</b>

### Expenditures

<b>Education &amp; General:</b>	
Instruction .....	\$41,786,592
Research.....	845,190
Public Service.....	4,438,078
Academic Support .....	7,992,362
Student Services.....	5,486,613
Institutional Support.....	12,828,384
Operation & Maintenance of Plant .....	13,975,142
Scholarships & Fellowships.....	445,115
Auxiliary Enterprises .....	29,562,044
Interest on Indebtedness .....	3,167,689
<b>Total Expenditures</b> .....	<b>\$120,527,209</b>

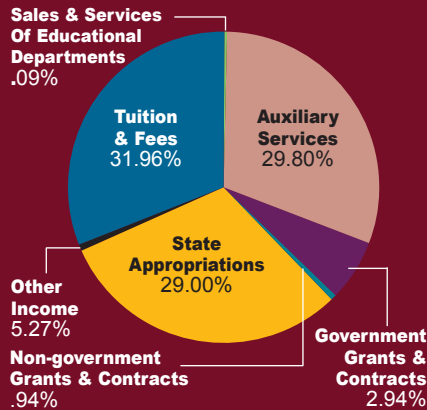
### Net Increase in Fund Balance

<b>Over Previous Year</b> .....	<b>\$12,546,852</b>
---------------------------------	---------------------

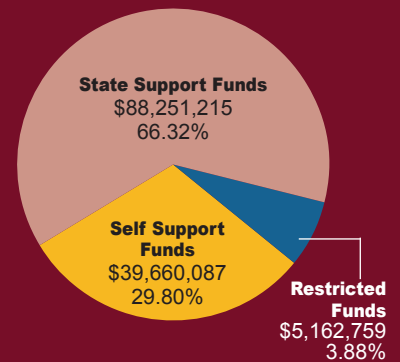
**Please Note:** The financial information displayed is based on the University's submission to the University System of Maryland (USM) and is published prior to either the USM's or the external auditor's final review. As such, any subsequent changes that may have been requested and/or made are not reflected.

## Revenue Distribution FY 2011

### Revenue By Source

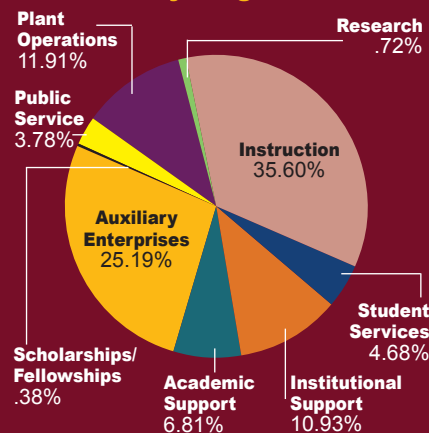


### Revenue By Type



## Expenditure Summary FY 2011

### Total Expenditure By Program



### State Support Expenditure By Program

